



SAERflow®

STRUCTURAL FLOW MEDIA

SAERflow combines a glass reinforcement and a lightweight synthetic structure. Together, they provide uncompressible layers with excellent resin flow and high draping properties. SAERflow is used as an internal flow media, which saves a tremendous amount of time. No need to lay-up or release the external flow mesh or its associated consumable layers.

1 Benefits of an external flow mesh integrated

The flowing capacity of SAERflow is impressive. // SAERflow resin flow is up to twice as fast as comparable material. // It is ideal for vacuum infusion. // SAERflow is equivalent to and replaces an external flow mesh.

2 Saves time and money

No need for an external flow media. // No peel-ply necessary. // Saves up to 50% of handling costs.

3 Very good drapability

Because of its highly deformable properties, SAERflow can be easily draped while its original flow and mechanical properties are kept intact.


4 Comparable bending properties

The bending properties of a laminate with SAERflow are comparable to those of a pure NCF laminate.

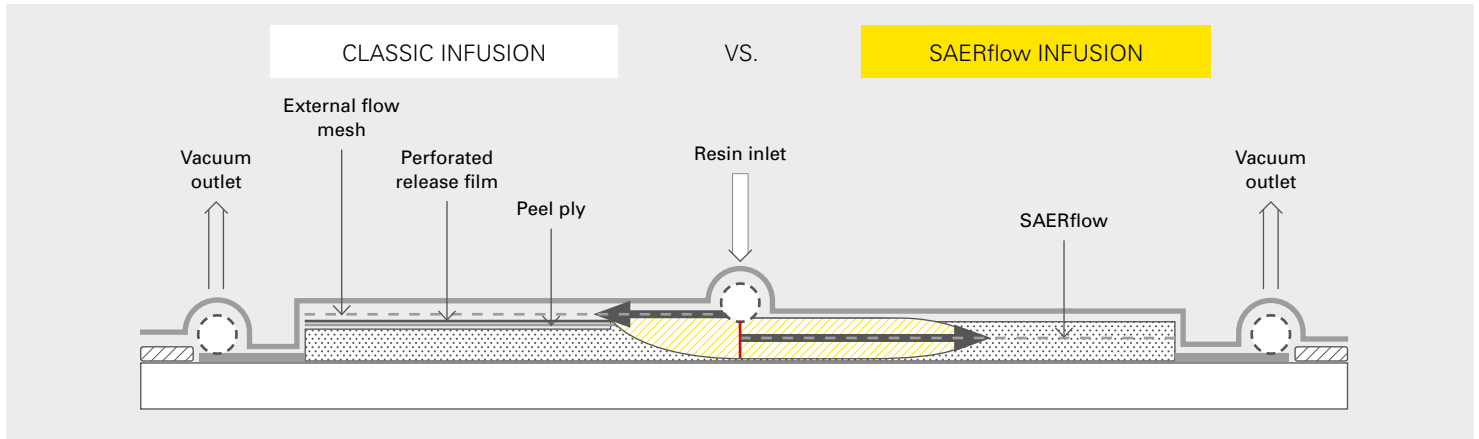
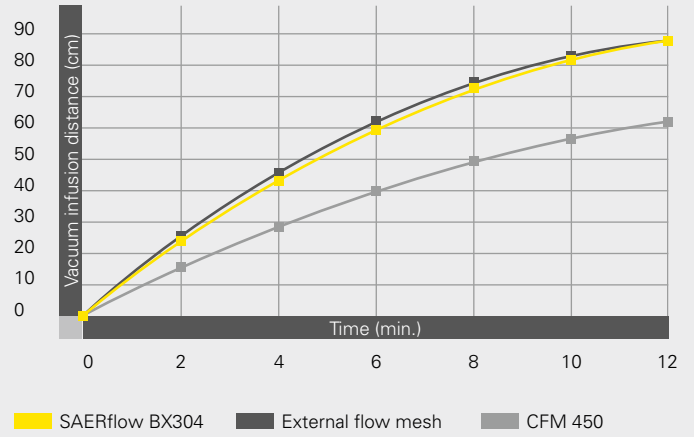
5 Can be combined with other SAERTEX solutions

SAERflow can be combined with other **SAERTEX** solutions, e.g. glass, carbon and aramid NCF's. // It is produced to fit your application.

Preformable from 120 °C



Flow properties: very good flow speed, regardless of the vacuum level



TECHNICAL DATA

SAERflow BX304

Bending modulus (in %)*

89.0

Bending strength (in %)*

93.8

STANDARD

Process

Infusion

Resin intake

0.8 kg/m²

Thickness

0.9 mm

Weight

304 g/m²

COMPONENTS

Flow medium

BX304

Drape support**

CSM150

Material

Glass (>75%) + synthetic

WIDTHS

Standards

1,270 mm – 2,540 mm

Individual Tapes

On request

* % laminate with pure glass QX1200-SAERflow BX304/150-QX1200 vs. QX1200-BX800-QX1200

** CSM150 = chopped strand mat 150 g/m²



For applications and information please visit www.saertex.com/saerflow

REINFORCING YOUR IDEAS